

	Total pumpage in 2020 (acre-feet)	Total pumpage in 2049 (acre-feet)	Remarks
Municipal and industrial	540,770 (489,188)*	735,780 (667,111)*	Full Projected Development
Irrigation	327,631	423,192	Do.
Domestic and livestock	37,960	47,703	Do.
Total for aquifer	906,361	1,206,675	

*Bexar County only

	Simulation results			
	December 31, 2020		December 31, 2049	
	Water level (feet)	Depth of water (feet)	Water level (feet)	Depth of water (feet)
San Antonio area	425	255	163	517
Irrigation area	495	390	243	642

Recharge: Basic projected sequence

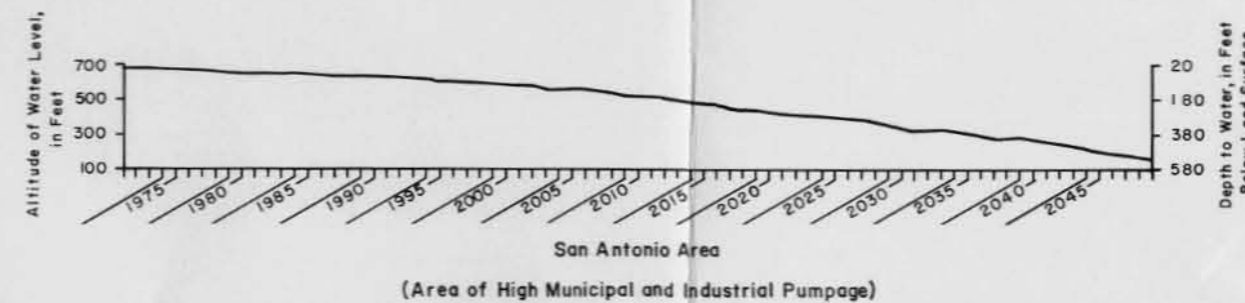
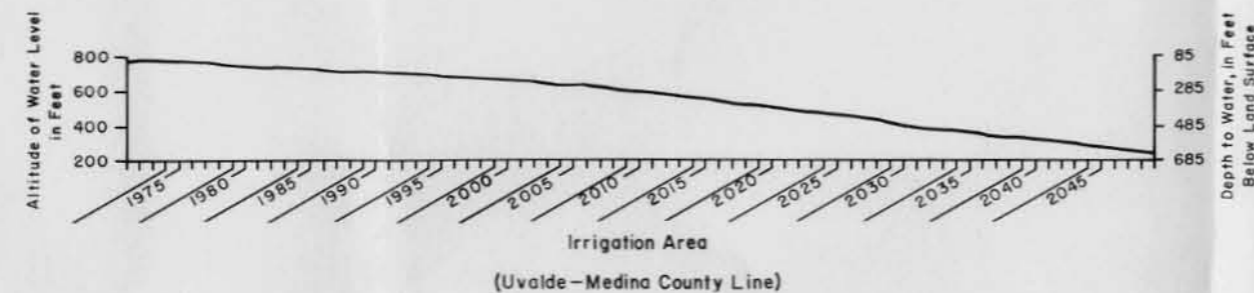
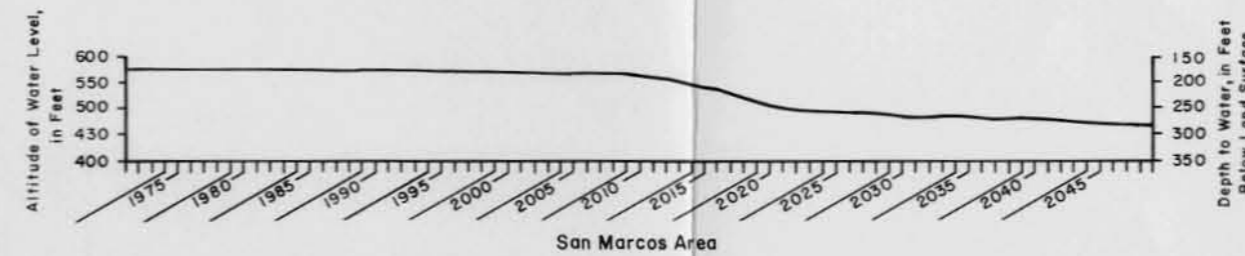
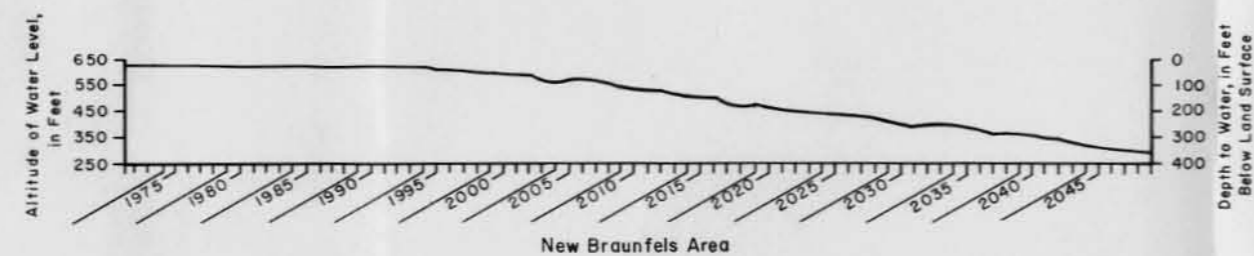




Figure 20
Selected Results From Simulation Run One